



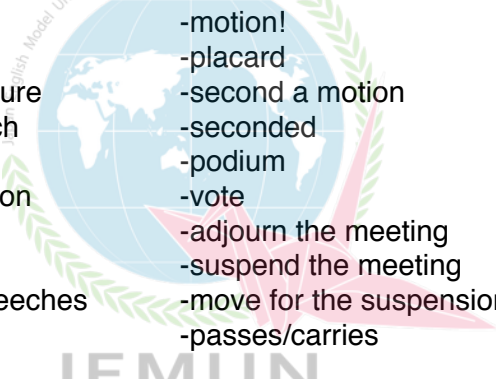
WEEK 5: Formal Debate







Vocabulary

- 
- | | |
|-------------------------|--------------------------|
| -formal debate | -motion! |
| -delegates | -placard |
| -rules of procedure | -second a motion |
| -deliver a speech | -seconded |
| -speakers' list | -podium |
| -country's position | -vote |
| -Mr. Chair | -adjourn the meeting |
| -Madame Chair | -suspend the meeting |
| -time limit of speeches | -move for the suspension |
| -a motion | -passes/carries |
| -make a motion | |

What is a JEMUN Position Paper?

JEMUN conferences require that each delegate submit a position paper. A position paper is an essay detailing your country's policies on the topics being discussed. Writing a position paper will help you to organize your ideas so that you can share your country's position with the rest of the delegates at the JEMUN conference. Delegates use their position papers to help develop their speeches and working papers. It is important that you research all five of the committee topics for your agenda, not only your assigned committee. You will be expected to contribute to the other four working papers in regional bloc meetings and during discussions on all of the draft resolutions.

Guidelines to follow for JEMUN Position Papers

- **Length:** maximum 2 pages
- **Margins:** must be set at 2.54 cm for the entire position paper
- **Font:** Times New Roman (12 point)
- **No national symbols** may be used
- **Citations and references** are not used in JEMUN Position Papers. They are written like a policy statement from a foreign ministry.

Downloads from JEMUN website

Before you start on this lesson's homework, please download the following supplementary documents from the LESSON #5 page of the JEMUN website. You will need these three documents to finish your homework.

1. **JEMUN Motions and Points**
2. **Sample Position Paper** (submitted to JEMUN two weeks before the conference)
3. **Sample Speech** (your country speech will be delivered in formal debate)

Writing a Position Paper?

Every JEMUN position paper has three parts: **a heading, introduction, and body.**

Part 1-Heading:

The heading needs to include the country being represented, the delegate's name and university, the meeting room agenda, and the UN body.

Part 2-Introduction:

Your JEMUN position paper should first introduce the UN body, the agenda and the specialized committee topics. This will be followed by a comment on the agenda.

Part 3-Body:

The body is a summary of your country's positions on each of the 5 specialized committee topics that are being discussed. A good position paper will not only provide facts but also make suggestions for resolutions.

Each specialized committee topic should include many of these points:

- ① **A brief introduction to your country and its history concerning the specialized committee topic;**
- ② **How the issue affects your country;**
- ③ **Your country's policies with respect to the issue and your country's justification for these policies;**
- ④ **Quotes from your country's leaders about the issue;**
- ⑤ **Statistics to back up your country's position on the issue;**
- ⑥ **Actions taken by your government with regard to the issue;**
- ⑦ **Conventions and resolutions that your country has signed or ratified;**
- ⑧ **UN actions that your country supported or opposed;**
- ⑨ **What your country believes should be done to address the issue;**
- ⑩ **What your country would like to accomplish;**
- ⑪ **How the positions of other countries affect your country's position.**

What is a JEMUN Speech?

Each JEMUN delegate will deliver a planned and practiced speech. The objective of the speech is persuade and convince others of your assigned country's opinion. A JEMUN speech is only heard once, and therefore, needs to leave a strong impression on the other delegates. JEMUN speeches will be set at either 60 seconds or 90 seconds, so delegates should prepare both a 60 second speech and a 90 second speech.

Advice for delivering a JEMUN Speech

- ① When your country's name is on the JEMUN Speakers' List, please be ready to move quickly to the Speakers' Podium. Speak into the microphone.
- ② Do not hold speech notes in your hands. Place your notes on the podium. The writing on the notes should be large enough to see easily.
- ③ Do not read research notes. Tell the delegates your message in your own words.
- ④ Use eye contact, facial and hand gestures to help your fellow delegates to understand your message and to show that you care about the JEMUN agenda.
- ⑤ Use variety in volume, speed, pitch and stress to make your speech clear and interesting.
- ⑥ Keep within the time limit. If time runs out when you are still speaking, quickly finish the thought you are expressing, say "thank you", and move away from the podium.

**The 3X3 Speech Structure for Short Speeches at JEMUN Conferences**

The JEMUN speech structure consists of 3 main parts- The Introduction, the Heart, and the Conclusion.

Part A: The Introduction

- (i) Greeting
- (ii) Theme
- (iii) Purpose

Part B- The Heart

- (i) Plan
- (ii) Key points with support
- (iii) Summary

Part C- The Conclusion

- (i) "In conclusion..."
- (ii) Final Message
- (iii) (pause) Thank you



The following is an example of a delegate's 60-second speech in formal debate.

Example Agenda:

Fostering Global Citizenship

Example Specialized Committee:

Values for Global Citizenship

Part A: The Introduction

Chairs, Distinguished Delegates. Haiti is on the Values for Global Citizenship Committee. Haiti strongly believes that Fostering Global Citizenship is of vital importance to make the 21st Century world more peaceful for more people.

Part B: The Heart

One example of the importance of a multi-lateral approach to the nurturing of values for Global Citizenship will be given from Haiti's experiences following its January 2011 Earthquake tragedy.

The people of Haiti received aid from around the world. The donors believed that as global citizens they shared a responsibility to help people in Haiti. Haiti was truly grateful. However, the recipients were not always carefully consulted before, during, and after the delivery of assistance.

Global Citizenship depends on more than kindness for people in need; it must be based on multi-lateral respect and good communication.

Part C: The Conclusion

In conclusion, Haiti urges delegates to base agreement on set of global values on frank multi-lateral discussions that respect each of the world's nations, in particular, the small and developing member states of the United Nations. Thank you.

Homework

Fill out the table below for committee topic A and start planning the body of your position paper.

Points to research for this committee	Committee A Topic: _____
<i>A brief introduction to your country and its history concerning the committee topic</i>	
<i>How the issue affects your country</i>	
<i>Your country's policies with respect to the issue and justification for these policies</i>	
<i>Quotes from your country's leaders about the issue</i>	
<i>Statistics to back up your country's position on the issue</i>	
<i>Actions taken by your government with regard to the issue</i>	
<i>Conventions and resolutions that your country has signed or ratified</i>	
<i>UN actions that your country supported or opposed</i>	
<i>What your country believes should be done to address the issue</i>	
<i>What your country would like to accomplish</i>	
<i>How the positions of other countries affect your country's position</i>	




JEMUN

Homework

Fill out the table below for committee topic B and start planning the body of your position paper.

Points to research for this committee	Committee B Topic: _____
<i>A brief introduction to your country and its history concerning the committee topic</i>	
<i>How the issue affects your country</i>	
<i>Your country's policies with respect to the issue and justification for these policies</i>	
<i>Quotes from your country's leaders about the issue</i>	
<i>Statistics to back up your country's position on the issue</i>	
<i>Actions taken by your government with regard to the issue</i>	
<i>Conventions and resolutions that your country has signed or ratified</i>	
<i>UN actions that your country supported or opposed</i>	
<i>What your country believes should be done to address the issue</i>	
<i>What your country would like to accomplish</i>	
<i>How the positions of other countries affect your country's position</i>	




JEMUN

Homework

Fill out the table below for committee topic C and start planning the body of your position paper.

Points to research for this committee	Committee C Topic: _____
<i>A brief introduction to your country and its history concerning the committee topic</i>	
<i>How the issue affects your country</i>	
<i>Your country's policies with respect to the issue and justification for these policies</i>	
<i>Quotes from your country's leaders about the issue</i>	
<i>Statistics to back up your country's position on the issue</i>	
<i>Actions taken by your government with regard to the issue</i>	
<i>Conventions and resolutions that your country has signed or ratified</i>	
<i>UN actions that your country supported or opposed</i>	
<i>What your country believes should be done to address the issue</i>	
<i>What your country would like to accomplish</i>	
<i>How the positions of other countries affect your country's position</i>	




JEMUN

Homework

Fill out the table below for committee topic D and start planning the body of your position paper.

Points to research for this committee	Committee D Topic: _____
<i>A brief introduction to your country and its history concerning the committee topic</i>	
<i>How the issue affects your country</i>	
<i>Your country's policies with respect to the issue and justification for these policies</i>	
<i>Quotes from your country's leaders about the issue</i>	
<i>Statistics to back up your country's position on the issue</i>	
<i>Actions taken by your government with regard to the issue</i>	
<i>Conventions and resolutions that your country has signed or ratified</i>	
<i>UN actions that your country supported or opposed</i>	
<i>What your country believes should be done to address the issue</i>	
<i>What your country would like to accomplish</i>	
<i>How the positions of other countries affect your country's position</i>	




JEMUN

Homework

Fill out the table below for committee topic E and start planning the body of your position paper.


Points to research for this committee	Committee E Topic: _____
<i>A brief introduction to your country and its history concerning the committee topic</i>	
<i>How the issue affects your country</i>	
<i>Your country's policies with respect to the issue and justification for these policies</i>	
<i>Quotes from your country's leaders about the issue</i>	
<i>Statistics to back up your country's position on the issue</i>	
<i>Actions taken by your government with regard to the issue</i>	
<i>Conventions and resolutions that your country has signed or ratified</i>	
<i>UN actions that your country supported or opposed</i>	
<i>What your country believes should be done to address the issue</i>	
<i>What your country would like to accomplish</i>	
<i>How the positions of other countries affect your country's position</i>	



JEMUN

Committee A Table


Committee A Table	
Topic to research for the committee	Committee A Topic
A brief introduction to your country and its history concerning the committee topic	
How has your country's position changed over time?	
What has your country's position been in the past and justification for these policies?	
Quotes from your country's leaders about the issue	
Debates to back up your country's position on the issue	
Actions taken by your government with regard to the issue	
Comments and resolutions that your country has supported or opposed	
On which side that your country supported or opposed	
What your country believes should be done to address the issue	
What your country would like to accomplish	
How the positions of other countries affect your country's position	



Write a paragraph summarizing the content of the table

Committee B Table


Committee B Table	
Topic to research for the committee	Committee B Topic
A brief introduction to your country and its history concerning the committee topic	
How has your country's position changed over time?	
What has your country's position been in the past and justification for these policies?	
Quotes from your country's leaders about the issue	
Debates to back up your country's position on the issue	
Actions taken by your government with regard to the issue	
Comments and resolutions that your country has supported or opposed	
On which side that your country supported or opposed	
What your country believes should be done to address the issue	
What your country would like to accomplish	
How the positions of other countries affect your country's position	



Write a paragraph summarizing the content of the table

Committee C Table

Committee C Table	
Topic to research for the committee	Committee C Topic
A brief introduction to your country and its history concerning the committee topic	
How has your country's position changed over time?	
What has your country's position been in the past and justification for these policies?	
Quotes from your country's leaders about the issue	
Debates to back up your country's position on the issue	
Actions taken by your government with regard to the issue	
Comments and resolutions that your country has supported or opposed	
On which side that your country supported or opposed	
What your country believes should be done to address the issue	
What your country would like to accomplish	
How the positions of other countries affect your country's position	



Write a paragraph summarizing the content of the table

Committee D Table

Committee D Table	
Topic to research for the committee	Committee D Topic
A brief introduction to your country and its history concerning the committee topic	
How has your country's position changed over time?	
What has your country's position been in the past and justification for these policies?	
Quotes from your country's leaders about the issue	
Debates to back up your country's position on the issue	
Actions taken by your government with regard to the issue	
Comments and resolutions that your country has supported or opposed	
On which side that your country supported or opposed	
What your country believes should be done to address the issue	
What your country would like to accomplish	
How the positions of other countries affect your country's position	



Write a paragraph summarizing the content of the table

Committee E Table

Committee E Table	
Topic to research for the committee	Committee E Topic
A brief introduction to your country and its history concerning the committee topic	
How has your country's position changed over time?	
What has your country's position been in the past and justification for these policies?	
Quotes from your country's leaders about the issue	
Debates to back up your country's position on the issue	
Actions taken by your government with regard to the issue	
Comments and resolutions that your country has supported or opposed	
On which side that your country supported or opposed	
What your country believes should be done to address the issue	
What your country would like to accomplish	
How the positions of other countries affect your country's position	



Write a paragraph summarizing the content of the table



Committee A
Committee B
Committee C
Committee D
Committee E

Combine your committee paragraphs to make the body of your position paper. Don't forget to add the heading and Introduction! Submit it to JEMUN online by June 14th.

Homework

After you have finished your position paper, fill out the table below and start planning your country speech.

The Introduction	<i>Greeting</i>	
	<i>Theme</i>	
	<i>Purpose</i>	
The Heart	<i>Plan</i>	
	<i>Key Points with Support</i>	
	<i>Summary</i>	
The Conclusion	<i>In, conclusion..</i>	
	<i>Final Message</i>	
	<i>Thank you</i>	

